



Welcome all Nail Professionals, Enthusiasts and Creators.

Professional Beauty Expo 2024 will be hosting the Nail Competition of the year, and we want you to be a part of it.

Why should you enter?

The main reason should be for your own personal growth. Competitions encourage nail technicians to fine tune their skills, become aware of the quality of service they offer their clients, time management, product control and finishing. Every client from now on should be your "practice set" to help you boost your confidence. By participating, you give yourself the opportunity to measure your standards against others in the industry.

We invite you to come and join us, have fun, and be part of our Professional Beauty Nail Competition 2024.

Onsite categories

There will be 2 Onsite categories held over 1 session at the show on the **13th May 2024 at the CTICC**

<u>CATEGORY</u>		<u>EARLY BIRD FEE</u>
Tip Overlay – NOVICE (Acrylic & Gel)	2 ½ HRS	R150
Tip Overlay - ADVANCED (Acrylic & Gel)	2 HRS	R150

Offsite categories

There will be 2 Offsite competitions: **ENTRIES ARE NOW OPEN- Winners will be announced at the Professional Beauty Show in Johannesburg 1st September 2024**

For Rules & Regs for the off Site Tip Box & NailFile Cover Competition, [CLICK HERE](#)

<u>CATEGORY</u>	<u>EARLY BIRD FEE</u>
Tip Box Showcase- Mixed Media (Arabian nights)	R150
NailFile Cover Competition - Mixed Media (House of Cards)	R150

Offsite categories Deadline

All Entries must be on the Competition floor before 10AM Sunday 1st September 2024.

Entries may be posted or personally dropped off prior to the show to Pro beauty / TE Trade events offices. They will be kept safe till the day of the competition. However please make sure that your entry arrives at the offices on time as mentioned in the deadline below. If the contestant would like to drop off their entry personally at the Competition floor on the day of the Competition, please take note of the deadline below.

POSTING / PERSONAL DROP OFF T.E.- TRADE EVENT OFFICES	DROP OFF – DAY OF COMPETITION
Before and no later than <u>FRIDAY 30 AUGUST 2024</u> <u>12 NOON SHARP</u>	<u>SUNDAY 1ST SEPTEMBER 2024</u> <u>Between 8 AM - 10 AM SHARP</u>
263 Oak Ave, Rapid Blue Building, 1 st Floor, Ferndale, Randburg, 2194, Johannesburg, Gauteng, South Africa	Gallagher Estate, Competition Floor, Registration desk (Inside Show)

Organizers will not be held responsible for lost / late entries.

STRICTLY NO LATE ENTRIES WILL BE ACCEPTED!

2024 - All information within this document has been compiled for the Professional Beauty 2024 Nail Competitions. This information remains the property of the writers and may not be copied or duplicated in any way whatsoever without prior written consent of the



PRO BEAUTY & NailFile NAIL COMPETITION 2024

Entry Form

Please fill in the form below CLEARLY. The names entered must be correctly spelled and of the name of the COMPETITOR. The names on the form will be used for certificates.

STRICTLY NO REPRINT WILL BE DONE!

Entry fee of **R150 per entry** will apply for each entry submitted. You may enter more than one category and multiple times for the Showcase (Tip Box / NailFile Cover Competition) categories. All entries must be in by no later than. **30th AUGUST 2024 12 NOON**

NAME	
SURNAME	
SALON NAME	
EMAIL ADDRESS	
CONTACT NUMBER	
CELL NUMBER	
MODEL NAME	

<u>CATEGORY</u>	<u>TICK</u>	<u>COST/ ENTRY</u>	<u>QTY OF ENTRY</u>
Tip Box Showcase- Mixed Media (Arabian nights)		R150	
NailFile Cover Competition - Mixed (House of Cards)		R150	
Tip Overlay – NOVICE (Acrylic & Gel)		R150	
Tip Overlay - ADVANCED (Acrylic & Gel)		R150	

Contestant Signature _____ I have read and understood the Rules & Regulations and accept the judges' decision will be final.

The Rules & Regulations for the NailFile Showcase Nail Art Competition are available on the Professional Beauty Website www.probeauty.co.za or email Professional Beauty for further information email: info@probeauty.co.za

POST or DELIVER your entries to:

Professional Beauty & Showcase Nail Design Competition 2019 TE Trade Events 263 Oak Avenue, Ice Site Building 1 st Floor Ferndale, Randburg
--

Banking Details EFT to:

TE Trade Events FNB Wierda Valley. Account number: 62055606671, Branch Code: 260950



PRO BEAUTY NAIL COMPETITION ON SITE – CAPE TOWN 13TH May 2024 - TIMETABLE

MORNING SESSION			
8:00	Arena Opens		
8:00 - 8:45	Registration Morning session & Station set up		
8:45 - 9:00	BRIEFING Tip overlay NOVICE (Acrylic & Gel) Tip overlay ADVANCED (Acrylic & Gel)		
START 9:00	COMPETITION STARTS Tip overlay NOVICE (Acrylic & Gel) Tip overlay ADVANCED (Acrylic & Gel)	2½hrs 2hrs	STOP 11:30 STOP 11:00
11:00 -12:00	JUDGING (Tip overlay ADVANCED & Tip Overlay NOVICE)		
12:30PM	AWARDS CEREMONY		
1:00 - 4:00PM	EDUCATION WORKSHOPS START		

IMPORTANT NOTE

For the event to run smoothly, we will be keeping a strict watch on the schedule and will not deviate from the timetable. If a contestant is late, the time lost will **NOT BE MADE UP!** The contestant will finish at the scheduled time as mentioned above.

NO EXCEPTION WILL BE MADE, AND NO REFUNDS FOR LATE OR NON-ATTENDANCE!!

IMPORTANT NOTE TO ALL MORNING SESSION CONTESTANTS:

There will be a dedicated competition desk outside. **PLEASE FIND IT AND USE THIS DESK TO ENTER THE SHOW. Do not wait in the normal que's** outside till 10am to enter the show floor. It will be too late to participate, and you will be sent away. **Please come early!**



GENERAL RULES & REGULATIONS - ALL Onsite categories

The following rules apply to ALL who enter on the day of the competition at **Professional Beauty Cape Town Nail Competition, CTICC, Ballroom East room, 13TH May 2024**. It is the responsibility of the contestant to read and understand well the general rules below, as well as each category rules that they will be participating in.

Any rules and regulation that are not adhered to will result in immediate disqualification.
No exceptions will be made.

- Each Category will have a top 3 placing.
- If there are 3 or less entries, judges and organizers reserve the right to award 1st Place ONLY or to withhold a placing based on the marked points.
- All on site Cape Town nail competition categories will take place at the **CTICC in Ballroom East Room**.
- All entry forms must be completed and emailed to Professional Beauty no later than **11th of MAY 2024 by 12 NOON. PLEASE EMAIL THE REGISTRATION FORM ALONG WITH THE PROOF OF PAYMENT TO info@probeauty.co.za**
- If a registration form & payment is not emailed to info@probeauty.co.za a fee of R250 will be charged on the day (price of a late registration fee) **Arriving on the day unregistered will not be guaranteed for participation. Table seating is limited.**
- Morning session registration opens at 8:00 am.
- After registration, please set up your station and be seated along with your model for briefing. Briefing will not be repeated.
- Any changes to the criteria will be announced during the briefing.
- If there are any changes in the time schedule it will be announced.
- Arrive early enough to get through the car park, find the hall, get through admission, and enter the floor on time. PLAN PROPERLY!
- All Contestants and Models must please register online, to gain admission to the expo center. No pre-admission, no entry! **[CLICK HERE](#)**
- Contestants may compete in more than one category, as long as, they are on different sessions.
- The competition is open to all qualified Nail Technicians over the age of 18yrs.
- Organizers reserve the right to combine or change categories at their discretion, due to, logistic reasons or low participation.
- Categories will be judged based on the criteria listed below.
- Judges reserve the right to judge according to the criteria below.
- Professional Beauty works hard to find reputable sponsors. Professional Beauty Reserves the right to change prizes without notice.
- **Briefing starts STRICTLY 15 MIN BEFORE THE SCHEDULED START TIME.**
- BOTH MODEL and CONTESTANT must be seated before briefing starts.
- Contestants must bring all tools products and items they may need EG:
 - Products (prep products, acrylic liquid & powder / gel, primers, bases sealants...)
 - Tools and Implements (Brushes, metal pushers, c curve molds, dusters, disinfectant container...)



- Consumables (paper towel, nail forms, tips and nail glue, acetone, cotton wool, wipes, sanitizers, water for hand washing...)
- Other items that may not be listed (closed bin, **EXTENSION LEAD 2M AND LONGER, 2 PIN PLUGS, MULTI PLUGS**, TABLE LIGHTS, LED LIGHTS, EXTRA GLOBES, towels)
- None of the above will be kept or supplied by the Organizers. After the competition immediately remove your kit from the competition floor
- **NO FOOD** is allowed on the floor. Only **closed** drinks, water or coffee.
- ONLY contestants, models, judges, and organizers are allowed on the floor.
- Families, please wait outside of the arena. This is to control traffic and to get everyone organized and seated quickly.
- Contestants are to find their own Models. Organizers do not arrange models.
- No Models with any damaged nails or infections. You will be disqualified after prejudging.
- Contestants and models may not leave the competition arena during the competition. If a contestant / model needs the bathroom during the competition or judging, he /she will be escorted by a floor monitor. The time lost will not be made up! PLEASE USE THE BATHROOM BEFOREHAND!
- Once the model has been judged, both model & contestant must leave the competition floor till the awards ceremony.
- Contestants **AND** Models are required to stay for the entire day until the awards ceremony is finished. If a contestant places in 1st and 2nd Place and the model is not available, your prize / place will be forfeited to the next contestant. **THIS IS NON NEGOTIABLE.**
- If a contestant places, **please remain behind after the awards ceremony** for photos to be taken of your work for it to be featured in the NailFile magazine.
- All products must be in their original professionally labelled containers.
- In the event of a tie, **TIME WILL BE THE DECIDING FACTOR.**
- Once the contestant is done, raise your hand and shout "TIME" to get the floor monitors attention. Your time will be written on your score sheet.
- If you touch your models' hands thereafter. **YOU WILL BE DISQUALIFIED!**
- A closed judging system will be set up in the arena.
- Models are to take all jewelry watches or other articles off beforehand.
- No identifying signals may be made to the judges. **The contestant will be disqualified if the model makes any attempt to talk to the judges is made.** No talking to fellow models during judging. The judging area is a quite zone.
- Judges will be available 10min after the awards ceremony for feedback.
- Any complaints are to be discussed privately with the organizers or emailed to info@probeauty.co.za
- Please collect your score sheet after the awards ceremony. Thereafter they will be disposed of. Scoresheets are private and confidential.
- Any criticism or unprofessional behavior will not be tolerated by anyone! (Incl: Contestants, models, family members and judges)
- Organizers reserve the right to disqualify a contestant for unprofessional behavior.
- **PLEASE CHOOSE A SUPPORTIVE AND PATIENT MODELS THAT WILL BE THERE THE WHOLE DAY TO SUPPORT YOU!**



- All contestants will receive a certificate of participation.
- The responsibility is on all contestants that all the rules and regulations are read and understood clearly. Any queries please email info@probeauty.co.za katia@nsiafrica.co.za / evelyn.coetzee953b@gmail.com

PRE – COMPETITION / FLOOR JUDGING

Pre - judging will take place at the start and during the competition. All criteria below will be taken into strict consideration and counts **17 POINTS** towards your final score sheet.

MAKE SURE THE REQUIREMENTS ARE CLEARLY VISIBLE TO THE FLOOR MONITOR. IF THEY CAN NOT SEE IT, YOU WILL NOT BE SCORED.

- 1- HYGIENE & SANITATION (4 points)
 - Submersible disinfecting unit with a solution.
 - Hand Sanitizer
 - Clean Implement tray
 - Buffers are New & unused.
- 2- DISPOSABLES (1 points)
 - Closed bin
(No packets only)
- 3- APPEARANCE & DRESS CODE (5 points)
 - Clean Professional dress code (Uniform / bib/ smart casual attire)
 - No sloppy / torn jeans (professionalism is key)
 - If a T- shirt is worn (it must be branded with the salon / company name)
 - Make-up is presentable.
 - Hair must be clean and neat (out of the face)
- 4- HEALTH & SAFETY (1 points)
 - Mask must always be worn (not just visible)
- 5- PRODUCTS (2 points)
 - Only Professionally labeled products allowed and VISIBLE ON THE TABLE.
Floor monitors will not disrupt you to ask for your products.
 - **No** table decorations or clutter
- 6- PROFESSIONALISM (2 points)
 - Products set up in an organized way and, ON THE TABLE.
 - Contestants' behavior is professional.
- 7- CONSULTATION (1 points)
 - Filled in client card is visible and, ON THE TABLE.
- 8- MODEL (1 points)
 - Healthy nails & skin

If there is a nipped cuticle inform the floor monitor before starting



CRITERIA RULES & REGULATIONS – TIP OVERLAY – NOVICE (Acrylic & Gel)

ALL GENERAL RULES AND REGULATIONS & PRE-JUDGING RULES APPLY to this category.

THIS CATEGORY IS OPEN TO NAIL TECHNICIANS THAT HAVE RECEIVED THEIR FORMAL TRAINING/QUALIFICATION BETWEEN 14TH MAY 2023 – 13TH MAY 2024.

A CERTIFICATE / LETTER, AS PROOF THEREOF MUST BE SUBMITTED WITH THE REGISTRATION FORM. Alternatively, you will automatically be placed into the Advanced category and judged accordingly,

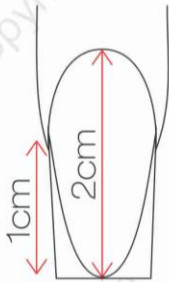
The Novice contestant will have 2½hrs to build a set of Competition Square French Nails in a choice of Acrylic (liquid & powder) OR Gel (traditional gel), NOT BOTH, over a tip extension. No Polygel, AcryGel or Combo Gels may be used. It is the responsibility of the contestant to understand the rules and regulations for this category.

MORNING SESSION	REG	BRIEFING	START	FINISH	JUDGE
Tip Overlay – NOVICE (Acrylic & Gel)	8:00	8:45	9:00	11:30	11:30
AWARDS	12:30 PM				

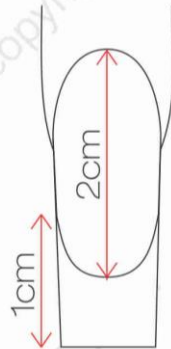
- The **MODELS LEFT HAND MUST BE FRENCH** – built with product. No free hand painted French lines. The French must be built up with either:
Acrylic (liquid & Powder) OR Gel (Building Gels)
- The **MODELS RIGHT HAND MUST BE POLISHED IN A RED** traditional “cream” red nail polish. No base coat and tops or quick dry's may be used. The colour will be provided by one of our sponsors.
- Models must arrive with their natural nail plate untouched and unprepared. Preparation may only be done **during the time slot**. No pre-prep will be allowed. Contestant will be disqualified if nails are prepared beforehand.
- Only natural or clear tips may be used. NO WHITE TIPS
- All 10 Nails must be:
 - Shaped to a sharp competition square.
 - The Pink nail body (Zone 2&3) - Measuring from the center of the cuticle to the lowest point of the smile must measure exactly 2cm (judges will be using a measuring tool)
 - The French White Extension (Zone 1)- Measuring from the highest corner of the smile, on **the side** of the nail, down to the end of the extension edge, must be exactly 1cm (judges will be using a measuring tool)
 - Side Walls – Top View- must run perfectly straight and no wider than the body of the natural nail. The shape must not taper in more than 1mm on each side at the front (Judges will be using a tool to measure)
 - Side Walls – Side view - must run straight out from the nail and in line with the finger.
 - Finished Extension needs to have 25-30% C Curve. Choose your tips wisely.
 - Nail Thickness no more than 1.5mm on the sides and the front.
 - Cuticles must be free from product, neat and smooth.

- Apex must be gentle and in the center.
- Front and visible side edges must be polished/ capped.
- NO COLOUR or product debris underneath the enhancement
- Shape and Depth of smile will be considered. It must contribute to the overall balance to the extension of the nail enhancement. (SEE TIP BELOW)

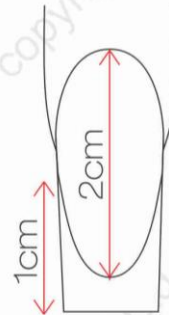
TIP: Smile depth makes a difference



A Smile depth too deep will bring the total length too short and look unbalanced



A Smile depth too shallow will make the nail look broad and long, and unbalanced



The perfect smile depth enhances the full extension, giving the accurate length and balanced nail

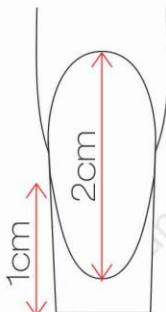
Picture copyright of Trinkets Supplies PTY Ltd

- No glaze / UV cured sealants or topcoats for acrylic. Judges will be checking.
- Any contestants using glaze / UV cured sealants or topcoats over Acrylic **will be disqualified.**
- Cuticle oil is allowed as long as, the model's hands are washed or wiped before judging. Cuticles and hands must be oil and dust free.
- Glaze or UV/LED topcoats or sealants are allowed for Gel extensions ONLY.
- Acrylic nails must be buffed and polished by hand for a high gloss. Shammies are allowed.
- **No E-files** may be used.
- All Files and buffers must be new and unused.

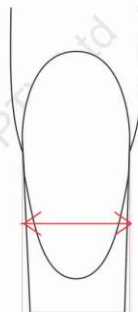
TIP OVERLAY EXTENSION - NOVICE (Acrylic & Gel)



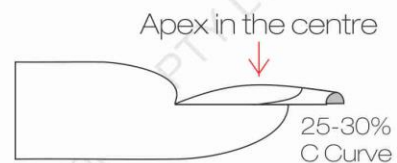
Competition sq
Shape



Length



Width



Picture copyright of Trinkets Supplies PTY Ltd



Contestants will be judged on the following criteria:

- 1- Accuracy of Nail Length
- 2- Accuracy of Nail Shape (elegant and not bulky)
- 3- Accuracy of Nail Thickness- no thicker than 1.5mm & polished edges
- 4- Depth of smile – Balanced and Elegant
- 5- Top VIEW- STRAIGHT SIDE WALLS
- 6- Side VIEW- STRAIGHT SIDE WALLS
- 7- APEX = CENTRE (NOT THICK/ NOT Flat)
- 8- Cuticle work- Product NEATNESS / POLISH
- 9- C Curve Depth 25-30% - Clean and no debris
- 10- Product Control MARBEL / AIR BUBBLES - Neat POLISHING
- 11- SHINE & Scratches
- 12- Even Polishing / Bumpy surface
- 13- Wow Factor

Judges are looking for a well-constructed, thin, balanced, and flawless finish with a super high gloss shine.

PRIZES

Professional Beauty along with our Sponsors will be awarding 1st & 2nd Place Winners in each category.



CRITERIA RULES & REGULATIONS – TIP OVERLAY – ADVANCED (Acrylic & Gel)

ALL GENERAL RULES AND REGULATIONS & PRE-JUDGING RULES APPLY to this category.

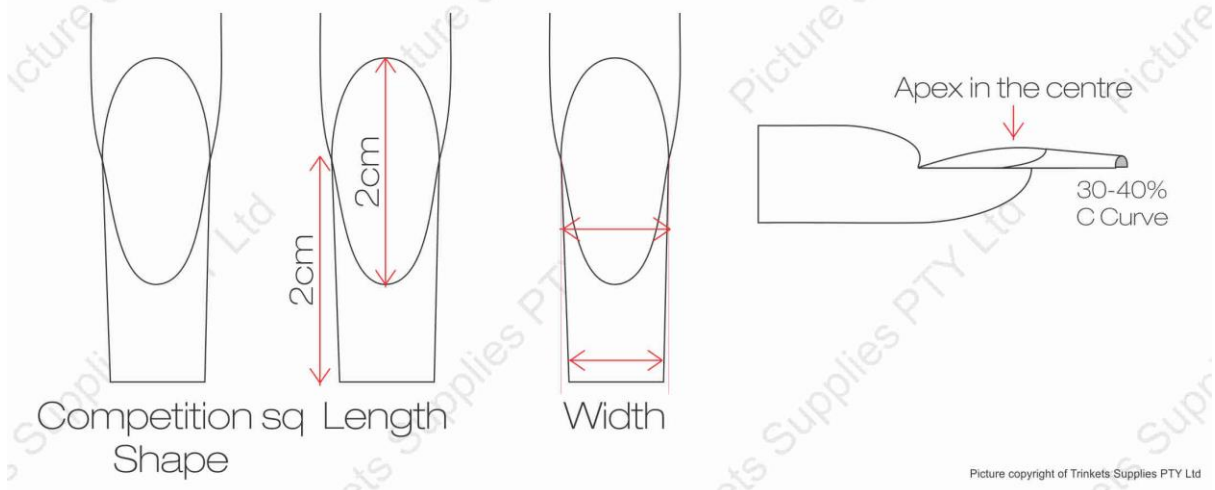
The contestant will have 2hrs to build a set of Competition Square French Nails in a choice of Acrylic (liquid & powder) OR Gel (traditional gel), NOT BOTH, over a tip extension. It is the responsibility of the contestant to understand the rules and regulations for this category.

AFTERNOON SESSION	REG	BRIEFING	START	FINISH	JUDGE
Tip Overlay – ADVANCED (Acrylic & Gel)	8:00	8:45	9:00	11:00	11:00
AWARDS	12:30 PM				

- The **MODELS LEFT HAND MUST BE FRENCH** – built with product. No free hand painted French lines. The French must be built up with either: Acrylic (liquid & Powder) OR Gel (Building Gels)
- The **MODELS RIGHT HAND MUST BE POLISHED IN A RED** traditional cream red nail polish. No base coat and tops or quick dry's may be used. The colour will be provided by one of our sponsors.
- Models must arrive with their natural nail plate untouched and unprepared. Preparation may only be done **during the time slot**. No pre-prep will be allowed. Contestant will be disqualified if nails are prepared beforehand.
- Only natural or clear tips may be used. NO WHITE TIPS
- All 10 Nails must be:
 - Shaped to a sharp competition square.
 - The Pink nail body (Zone 2&3) - Measuring from the center of the cuticle to the lowest point of the smile must measure exactly 2cm (judges will be using a measuring tool)
 - The French White Extension (Zone 1)- Measuring from the highest corner of the smile, on **the side** of the nail, down to the end of the extension edge, must be exactly 2cm (judges will be using a measuring tool)
 - Side Walls – Top View- must run perfectly straight and no wider than the body of the natural nail. The shape must not taper in more than 1mm on each side at the front (Judges will be using a tool to measure)
 - Side Walls – Side view - must run straight out from the nail and in line with the finger.
 - Finished Extension needs to have 40% C Curve. Choose your tips wisely.
 - Nail Thickness no more than 1mm on the sides and the front.
 - Cuticles must be free from product, neat and smooth.
 - Apex must be gentle and in the center.
 - Front and visible side edges must be polished/ capped.
 - NO COLOUR or product debris underneath the enhancement
- Shape and Depth of smile will be considered. It must contribute to the overall balance to the extension of the nail enhancement.
- No glaze / UV cured sealants or topcoats for acrylic. Judges will be checking. Any contestants using glaze / UV cured sealants or topcoats over Acrylic will be disqualified.
- Cuticle oil is allowed as long as, the model's hands are washed before judging, Cuticles and hands must be oil and dust free.
- Glaze or UV/LED topcoats or sealants are allowed for Gel extensions ONLY!

- Acrylic nails must be buffed and polished by hand for a high gloss. Shammies are allowed.
- No E-files may be used.
- All Files and buffers must be new and unused.

TIP OVERLAY EXTENSION - ADVANCED (Acrylic & Gel)



Contestants will be judged on the following criteria:

- 1- WOW Factor
- 2- Accuracy of Nail Length
- 3- Accuracy of Nail Shape (elegant and not bulky)
- 4- Accuracy of Nail Thickness- no thicker than 1mm & polished edges
- 5- Depth of smile – Balanced and Elegant
- 6- Top VIEW- STRAIGHT SIDE WALLS
- 7- Side VIEW- STRAIGHT SIDE WALLS
- 8- APEX = CENTRE (NOT THICK/ NOT Flat)
- 9- Cuticle work- Product NEATNESS / POLISH
- 10- C Curve Depth 40% - Clean and no debris
- 11- Product Control MARBEL / AIR BUBBLES - Neat POLISHING
- 12- SHINE & Scratches
- 13- Even Polishing / Bumpy surface

PRIZES

Professional Beauty along with our Sponsors will be awarding a 1st, 2nd, and 3rd Winners in each category.

Judges are looking for a well-constructed, thin, balanced, and flawless finish with a super high gloss shine.