



ONSITE CATEGORY RULES AND REGULATIONS

Professional Beauty Expo 2024 will be hosting the Nail Competition of the year, and we want you to be a part of it.

Why should you enter?

The main reason should be for your own personal growth. Competitions encourage nail technicians to fine tune their skills, become aware of the quality of service they offer their clients, time management, product control and finishing. Every client from now on should be your “practice set” to help you boost your confidence. By participating, you give yourself the opportunity to measure your standards against others in the industry. We invite you to come and join us, have fun, and be part of our Professional Beauty & NailFile Nail Competition 2024.

There will be 4 Onsite categories held over 2 sessions at the show on the 1st of September 2024 at Gallagher Estate- Johannesburg

CATEGORY		EARLY BIRD FEE
Master Sculptor (Acrylic & Gel)	3 HRS	R150
Tip Overlay – NOVICE (Acrylic & Gel)	2 ½ HRS	R150
Tip Overlay - ADVANCED (Acrylic & Gel)	2 HRS	R150
Gel Polish Creation (“Groovy baby”/ Retro)	1 ½ HRS	R150

There will be 2 Offsite competitions: **ENTRIES ARE NOW OPEN- Winners will be announced at the Professional Beauty Show in Johannesburg 1st September 2024**

For Rules & Regs for the off Site Tip Box & Photographic Competition, [CLICK HERE](#)

CATEGORY	EARLY BIRD FEE
Tip Box Showcase- Mixed Media (Arabian nights)	R150
NailFile Cover Competition - Mixed Media (House of Cards)	R150

DEADLINE

All Entries must be on the Competition floor before 10AM Sunday 1st September 2024.

Entries may be posted or personally dropped off prior to the show to Pro beauty / TE Trade events offices. They will be kept safe till the day of the competition. However please make sure that your entry arrives at the offices on time as mentioned in the deadline below. If the contestant would like to drop off their entry personally at the Competition floor on the day of the Competition, please take note of the deadline below.

POSTING / PERSONAL DROP OFF T.E.- TRADE EVENT OFFICES	DROP OFF – DAY OF COMPETITION
Before and no later than <u>FRIDAY 30 AUGUST 2024</u> <u>12 NOON SHARP</u>	<u>SUNDAY 1ST SEPTEMBER 2024</u> <u>Between 8 AM - 10 AM SHARP</u>
263 Oak Ave, Rapid Blue Building, 1 st Floor, Ferndale, Randburg, 2194, Johannesburg, Gauteng, South Africa	Gallagher Estate, Competition Floor, Registration desk (Inside Show)

Organizers will not be held responsible for lost / late entries.

STRICTLY NO LATE ENTRIES WILL BE ACCEPTED!

2024 - All information within this document has been compiled for the Professional Beauty 2023 Nail Competitions. This information remains the property of the writers and may not be copied or duplicated in any way whatsoever without prior written consent of the



PRO BEAUTY & NailFile NAIL COMPETITION 2024

Entry Form

Please fill in the form below CLEARLY. The names entered must be correctly spelled and of the name of the COMPETITOR. The names on the form will be used for certificates.

STRICTLY NO REPRINT WILL BE DONE!

Entry fee of **R150 per entry** will apply for each entry submitted. You may enter more than one category and multiple times for the Showcase (Tip Box / Photographic) categories. All entries must be in by no later than. **30th AUGUST 2024 12 NOON**

NAME	
SURNAME	
SALON NAME	
EMAIL ADDRESS	
CONTACT NUMBER	
CELL NUMBER	
MODEL NAME	

<u>CATEGORY</u>	<u>TICK</u>	<u>COST/ENTRY</u>	<u>QTY OF ENTRY</u>
Tip Box Showcase- Mixed Media (Arabian nights)		R150	
NailFile Cover Competition - Mixed (House of Cards)		R150	
Master Sculptor (Acrylic & Gel)		R150	
Tip Overlay – NOVICE (Acrylic & Gel)		R150	
Tip Overlay - ADVANCED (Acrylic & Gel)		R150	
Gel POLISH Creation (" Groovy baby "/ Retro)		R150	

Contestant Signature _____ I have read and understood the Rules & Regulations and accept the judges' decision will be final.

The Rules & Regulations for the NailFile Showcase Nail Art Competition are available on the Professional Beauty Website www.probeauty.co.za or email Professional Beauty for further information email: info@probeauty.co.za

POST or DELIVER your entries to:

Professional Beauty & Showcase Nail Design Competition 2019 TE Trade Events 263 Oak Avenue, Ice Site Building 1 st Floor Ferndale, Randburg
--

Banking Details EFT to:

TE Trade Events FNB Wierda Valley. Account number: 62055606671, Branch Code: 260950



PRO BEAUTY NAIL COMPETITION ON SITE - TIMETABLE

MORNING SESSION			
8:00	Arena Opens		
8:00 - 8:45	Registration Morning session & Station set up		
8:45 - 9:00	BRIEFING Master Sculptor (Acrylic & Gel) Tip overlay NOVICE (Acrylic & Gel)		
START 9:00	COMPETITION STARTS Tip overlay NOVICE (Acrylic & Gel) Master Sculptor (Acrylic & Gel)	2½ hrs 3 hrs	STOP 11:30 STOP 12:00
11:30	Registration Afternoon session & Station set up		
11:30 - 1:00	JUDGING (Tip Overlay NOVICE & Master Sculptor)		
AFTERNOON SESSION			
11:30	Registration Afternoon session opens & station set up		
12:15 - 12:30	BRIEFING Tip overlay NOVICE Gel POLISH Creation		
START 12:30	COMPETITION STARTS Tip overlay ADVANCED (Acrylic & Gel) Gel Polish Creation (" Groovy baby " / Retro)	2 hrs 1½ hrs	STOP 2:30 STOP 2:00
2:00 – 3:30	JUDGING (Tip Overlay ADVANCED & Gel Polish Creation)		
4:30 PM	AWARDS CEREMONY		

SUMMARY

MORNING SESSION	REG	BRIEFING	START	FINISH	JUDGE
Tip Box Showcase- Mixed Media (Arabian nights)	OFF SITE				TBC
NailFile Cover Competition - Mixed Media (House of Cards)	OFF SITE				TBC
Tip Overlay – NOVICE (Acrylic & Gel)	8:00	8:45	9:00	11:30	11:30
Master Sculptor (Acrylic & Gel)	8:00	8:45	9:00	12:00	12:00
AFTERNOON SESSION	REG	BRIEFING	START	FINISH	JUDGE
Tip Overlay – ADVANCED (Acrylic & Gel)	11:30	12:15	12:30	2:30	2:30
Gel Polish Creation (" Groovy baby " / Retro)	11:30	12:15	12:30	2:00	2:00
AWARDS	4:30 PM				

IMPORTANT NOTE

For the event to run smoothly, we will be keeping a strict watch on the schedule and will not deviate from the timetable. If a contestant is late, the time lost will **NOT BE MADE UP!** The contestant will finish at the scheduled time as mentioned above.

2024 - All information within this document has been compiled for the Professional Beauty 2023 Nail Competitions. This information remains the property of the writers and may not be copied or duplicated in any way whatsoever without prior written consent of the



NO EXCEPTION WILL BE MADE, AND NO REFUNDS FOR LATE OR NON-ATTENDANCE!!

IMPORTANT NOTE TO ALL MORNING SESSION CONTESTANTS:

There will be a dedicated competition desk outside. **PLEASE FIND IT AND USE THIS DESK TO ENTER THE SHOW. Do not wait in the normal ques** outside till 10am to enter the show floor. It will be too late to participate, and you will be sent away. **Please come early!**

GENERAL RULES & REGULATIONS - ALL Onsite categories

The following rules apply to ALL who enter on the day of the competition at **Pro Beauty 2024, Gallagher Estate, 1ST of September 2024**. It is the responsibility of the contestant to read and understand well the general rules below, as well as each category rules that they will be participating in.

Any rules and regulation that are not adhered to will result in immediate disqualification. **No exceptions will be made.**

- Each Category will have a top 3 placing. 1st Prize, 2nd Prize & 3rd Prize.
- If there are 5 or less entries, judges and organizers reserve the right to award 1st Place ONLY or to withhold a placing based on the marked points.
- All on site nail competition categories will take place in **HALL 2 Gallagher estate**.
- All entries must be completed and emailed to Professional Beauty Offices no later than **30th of August 2024 12 NOON. PLEASE EMAIL THE REGISTRATION FORM ALONG WITH THE PROOF OF PAYMENT TO info@probeauty.co.za**
- If a registration form & payment is not emailed to **info@probeauty.co.za** a fee of R250 will be charged on the day (price of a late registration fee)
- Morning session registration opens at 8:00 am.
- Afternoon session registration opens at 11:30am.
- After registration, please set up your station and be seated along with your model for briefing. Briefing will not be repeated.
- Any changes to the criteria will be announced during the briefing.
- If there are any changes in the time schedule it will be announced.
- Arrive early enough to get through the car park, find the hall, get through admission, and enter the floor on time. PLAN PROPERLY!
- All Contestants and Models must please register online, to gain admission to the expo center. No pre-admission, no entry! **[Click here to pre-register](#)**
- Contestants may compete in more than one category, as long as, they are on different sessions.
- The competition is open to all qualified Nail Technicians over the age of 18yrs.
- Organizers reserve the right to combine or change categories at their discretion, due to, logistic reasons or low participation.
- Categories will be judged based on the criteria listed below.
- Judges reserve the right to judge according to the criteria below.
- Professional Beauty works hard to find reputable sponsors. Professional Beauty Reserves the right to change prizes without notice.
- **Briefing starts STRICTLY 15 MIN BEFORE THE SCHEDULED START TIME.**

PROFESSIONAL beauty

- BOTH MODEL and CONTESTANT must be seated before briefing starts.
- Contestants must bring all tools products and items they may need EG:
 - Products (prep products, acrylic liquid & powder / gel, primers, bases sealants...)
 - Tools and Implements (Brushes, metal pushers, c curve molds, dusters, disinfectant container...)
 - Consumables (paper towel, nail forms, tips and nail glue, acetone, cotton wool, wipes, sanitizers, water for hand washing...)
 - Other items that may not be listed (closed bin, **EXTENSION LEAD 2M AND LONGER, 2 PIN PLUGS, MULTI PLUGS**, TABLE LIGHTS, LED LIGHTS, EXTRA GLOBES, towels)
- None of the above will be kept or supplied by the Organizers. After the competition immediately remove your kit from the competition floor
- **NO FOOD** is allowed on the floor. Only **closed** drinks, water or coffee.
- ONLY contestants, models, judges, and organizers are allowed on the floor.
- Families, please wait outside of the arena. This is to control traffic and to get everyone organized and seated quickly.
- Contestants are to find their own Models. Organizers do not arrange models.
- No Models with any damaged nails or infections. You will be disqualified after prejudging.
- Contestants and models may not leave the competition arena during the competition. If a contestant / model needs the bathroom during the competition or judging, he /she will be escorted by a floor monitor. The time lost will not be made up! PLEASE USE THE BATHROOM BEFOREHAND!
- Once the model has been judged, both model & contestant must leave the competition floor till the awards ceremony.
- Contestants **AND** Models are required to stay for the entire day until the awards ceremony is finished. If a contestant places in 1st, 2nd or 3rd Place and the model is not available, your prize / place will be forfeited to the next contestant. **THIS IS NON NEGOTIABLE.**
- If a contestant places, **please remain behind after the awards ceremony** for photos to be taken of your work for it to be featured in the NailFile magazine.
- All products must be in their original professionally labelled containers.
- In the event of a tie, **TIME WILL BE THE DECIDING FACTOR.**
- Once the contestant is done, raise your hand and shout "TIME" to get the floor monitors attention. Your time will be written on your score sheet.
- If you touch your models' hands thereafter. **YOU WILL BE DISQUALIFIED!**
- A closed judging system will be set up in the arena.
- Models are to take all jewelry watches or other articles off beforehand.
- No identifying signals may be made to the judges. **The contestant will be disqualified if the model makes any attempt to talk to the judges is made.** No talking to fellow models during judging. The judging area is a quite zone.
- Judges will be available 10min after the awards ceremony for constructive feedback only.



- Any complaints are to be discussed privately with the organizers or emailed to info@probeauty.co.za
- Please collect your score sheet after the awards ceremony. Thereafter they will be disposed of. Scoresheets are private and confidential.
- Any criticism or unprofessional behavior will not be tolerated by anyone! (Incl: Contestants, models, family members and judges)
- The organizers reserve the right to disqualify a contestant for unprofessional behavior.
- **PLEASE CHOOSE A SUPPORTIVE AND PATIENT MODELS THAT WILL BE THERE THE WHOLE DAY TO SUPPORT YOU!**
- All contestants will receive a certificate of participation.
- The responsibility is on all contestants that all the rules and regulations are read and understood clearly. Any queries please email info@probeauty.co.za / katia@nsiafrica.co.za / evelyn.coetzee953b@gmail.com

PRE – COMPETITION / FLOOR JUDGING

Pre - judging will take place at the start and during the competition. All criteria below will be taken into strict consideration and counts **17 OR 18 POINTS** towards your final score sheet.

MAKE SURE THE REQUIREMENTS ARE CLEARLY VISIBLE TO THE FLOOR MONITOR. IF THEY CAN NOT SEE IT, YOU WILL NOT BE SCORED.

- 1- HYGIENE & SANITATION (4 points)
 - Submersible disinfecting unit with a solution.
 - Hand Sanitizer
 - Clean Implement tray
 - Buffers are New & unused.
- 2- DISPOSABLES (1 points)
 - Closed bin
(No packets only)
- 3- APPEARANCE & DRESS CODE (5 points)
 - Clean Professional dress code (Uniform / bib/ smart casual attire)
 - No sloppy / torn jeans (professionalism is key)
 - If a T- shirt is worn (it must be branded with the salon / company name)
 - Make-up is presentable.
 - Hair must be clean and neat (out of the face)
- 4- HEALTH & SAFETY (1 or 2 points)
 - Safety glasses must be Worn whilst using an E-file (Master's category only)
10 Points will be deducted if Masters do not adhere to this rule!
 - Mask must always be worn (not just visible)
- 5- PRODUCTS (2 points)



- Only Professionally labelled products allowed and VISIBLE ON THE TABLE. Floor monitors will not disrupt you to ask for your products.
 - **No** table decorations or clutter
- 6- PROFESSIONALISM (2 points)
- Products set up in an organized way and, ON THE TABLE.
 - Contestants' behavior is professional.
- 7- CONSULTATION (1 points)
- Filled in client card is visible and, ON THE TABLE.
- 8- MODEL (1 points)
- Healthy nails & skin
- If there is a nipped cuticle inform the floor monitor before starting

CRITERIA RULES & REGULATIONS – TIP OVERLAY – NOVICE (Acrylic & Gel)

ALL GENERAL RULES AND REGULATIONS & PRE-JUDGING RULES APPLY to this category.

THIS CATEGORY IS OPEN TO NAIL TECHNICIANS THAT HAVE DONE THEIR FORMAL TRAINING BETWEEN 2ND SEPTEMBER 2023 – 30TH AUGUST 2024.

A CERTIFICATE / LETTER, AS PROOF THEREOF MUST BE SUBMITTED WITH THE REGISTRATION FORM. Alternatively, you will automatically be placed into the Advanced category and judged accordingly,

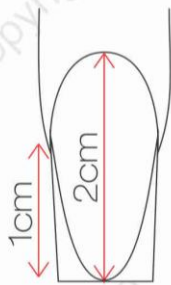
The Novice contestant will have 2½hrs to build a set of Competition Square French Nails in a choice of Acrylic (liquid & powder) OR Gel (traditional gel), NOT BOTH, over a tip extension. No Polygel, AcryGel or Combo Gels may be used. It is the responsibility of the contestant to understand the rules and regulations for this category.

MORNING SESSION	REG	BRIEFING	START	FINISH	JUDGE
Tip Overlay – NOVICE (Acrylic & Gel)	8:00	8:45	9:00	11:30	11:30
AWARDS	4:30 PM				

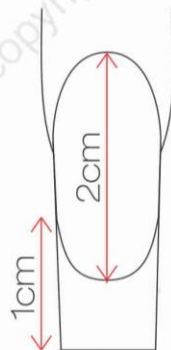
- The **MODELS LEFT HAND MUST BE FRENCH** – built with product. No free hand painted French lines. The French must be built up with either: Acrylic (liquid & Powder) OR Gel (Building Gels)
- The **MODELS RIGHT HAND MUST BE POLISHED IN A RED** traditional “cream” red nail polish. No base coat and tops or quick dry’s may be used. The colour will be provided by one of our sponsors.
- Models must arrive with their natural nail plate untouched and unprepared. Preparation may only be done **during the time slot**. No pre-prep will be allowed. Contestant will be disqualified if nails are prepared beforehand.
- Only natural or clear tips may be used. NO WHITE TIPS
- All 10 Nails must be:
 - Shaped to a sharp competition square.

- The Pink nail body (Zone 2&3) - Measuring from the center of the cuticle to the lowest point of the smile must measure exactly 2cm (judges will be using a measuring tool)
- The French White Extension (Zone 1)- Measuring from the highest corner of the smile, on **the side** of the nail, down to the end of the extension edge, must be exactly 1cm (judges will be using a measuring tool)
- Side Walls – Top View- must run perfectly straight and no wider than the body of the natural nail. The shape must not taper in more than 1mm on each side at the front (Judges will be using a tool to measure)
- Side Walls – Side view - must run straight out from the nail and in line with the finger.
- Finished Extension needs to have 25-30% C Curve. Choose your tips wisely.
- Nail Thickness no more than 1.5mm on the sides and the front.
- Cuticles must be free from product, neat and smooth.
- Apex must be gentle and in the center.
- Front and visible side edges must be polished/ capped.
- NO COLOUR or product debris underneath the enhancement
- Shape and Depth of smile will be considered. It must contribute to the overall balance to the extension of the nail enhancement. (SEE TIP BELOW)

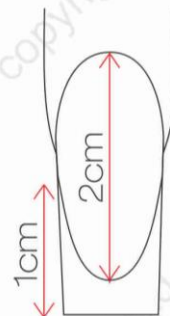
TIP: Smile depth makes a difference



A Smile depth too deep will bring the total length too short and look unbalanced



A Smile depth too shallow will make the nail look broad and long and unbalanced



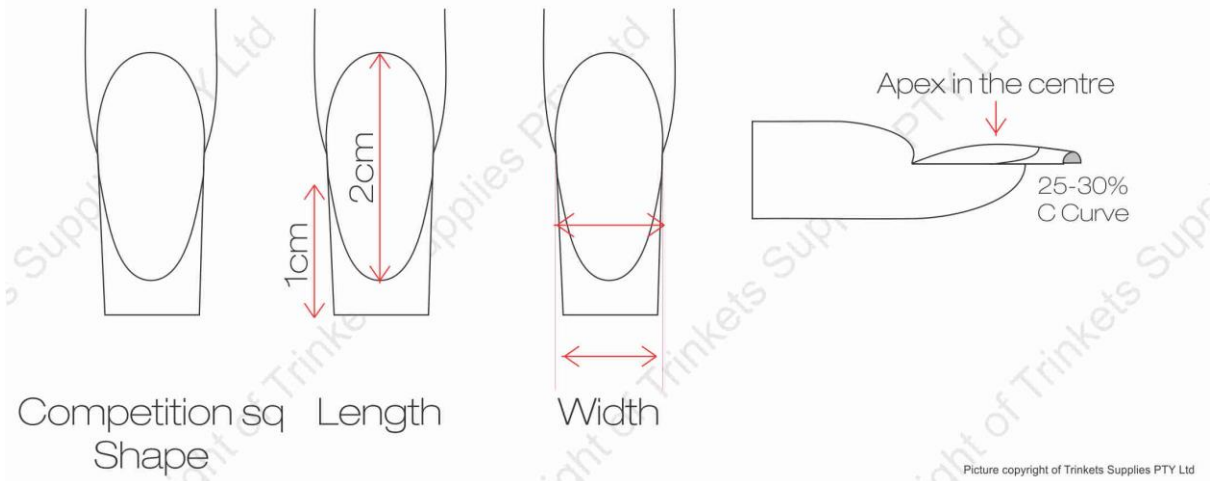
The perfect smile depth enhances the full extension, giving the accurate length and balanced nail

Picture copyright of Trinkets Supplies PTY Ltd

- No glaze / UV cured sealants or topcoats for acrylic. Judges will be checking.
- Any contestants using glaze / UV cured sealants or topcoats over Acrylic **will be disqualified.**
- Cuticle oil is allowed as long as, the model's hands are washed or wiped before judging. Cuticles and hands must be oil and dust free.
- Glaze or UV/LED topcoats or sealants are allowed for Gel extensions ONLY.
- Acrylic nails must be buffed and polished by hand for a high gloss. Shammies are allowed.

- **No E-files** may be used. All Files and buffers must be new and unused.

TIP OVERLAY EXTENSION - NOVICE (Acrylic & Gel)



Contestants will be judged on the following criteria:

- 1- Accuracy of Nail Length
- 2- Accuracy of Nail Shape (elegant and not bulky)
- 3- Accuracy of Nail Thickness- no thicker than 1.5mm & polished edges
- 4- Depth of smile – Balanced and Elegant
- 5- Top VIEW- STRAIGHT SIDE WALLS
- 6- Side VIEW- STRAIGHT SIDE WALLS
- 7- APEX = CENTRE (NOT THICK/ NOT Flat)
- 8- Cuticle work- Product NEATNESS / POLISH
- 9- C Curve Depth 25-30% - Clean and no debris
- 10- Product Control MARBEL / AIR BUBBLES - Neat POLISHING
- 11- SHINE & Scratches
- 12- Even Polishing / Bumpy surface
- 13- Wow Factor

Judges are looking for a well-constructed, thin, balanced, and flawless finish with a super high gloss shine.

PRIZES

Professional Beauty along with our Sponsors will be awarding 1st, 2nd, and 3rd Winners in each category.

- 1st Place winner- Will receive, a Crystal Trophy, Sponsored Prize, a certificate & recognition of achievement in the Professional Beauty & NailFile Magazine
- 2nd Place winner- Will receive, a Sponsored Prize, a certificate & recognition of achievement in the Professional Beauty & NailFile Magazine
- 3rd Place winner- Will receive, a certificate & recognition of achievement in the



Professional Beauty & NailFile Magazine

CRITERIA RULES & REGULATIONS – MASTERS SCULPTURED (Acrylic & Gel)

ALL GENERAL RULES AND REGULATIONS & PRE-JUDGING RULES APPLY to this category.

THIS CATEGORY IS OPEN TO ALL NAIL TECHNICIANS who enjoy sculpting and up to a challenge.

The contestant will have 3hrs to build **1 HAND ONLY of SCULPTURED EXTREME SHAPES** based on the brief below. A choice of Acrylic (liquid & powder) OR Gel (traditional gel) NOT BOTH. No Polygel, AcryGel or Combo Gels may be used. It is the responsibility of the contestant to understand the rules and regulations for this category.

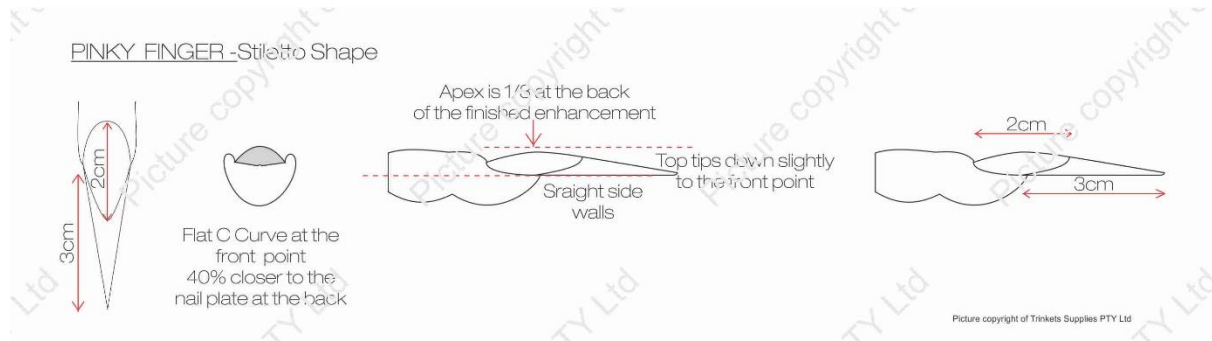
MORNING SESSION	REG	BRIEFING	START	FINISH	JUDGE
Master Sculptor (Acrylic & Gel)	8:00	8:45	9:00	12:00	12:00
AWARDS	4:30 PM				

- Nail must be done on a model.
- Models must arrive with their **LEFT HAND AND NAILS** Untouched and unprepared. Preparation may only be done during the time slot. No pre-prep will be allowed. Contestant will be disqualified if nails are prepared beforehand.
- **Models LEFT HAND ONLY** will be sculpted in a system of your choice. Acrylic (Liquid & Powder) OR Gel (building gel – No AcryGel or Combo Gels). Only 1 system may be used on the model's left hand. Not both.
- Each nail must be sculpted in the shapes mentioned below. The shapes must be **TECHNICALLY ACCURATE** and well-constructed. See below for the Criteria of each shape.
- Cuticles must be free from product, neat and smooth.
- ALL 5 Nails must be built up in French. No free hand gel painted French lines. **The French / smile must be built up** with the system of your choice.
- Shape and Depth of smile will be considered. It must contribute to the overall balance to the extension of the nail shape & enhancement.
- No glaze / UV cured sealants or topcoats for acrylic. Judges will be checking.
- Any contestants using glaze / UV cured sealants or topcoats over Acrylic will be disqualified.
- Cuticle oil is allowed as long as, the model's hands are washed or wiped before judging. Cuticles and hands must be oil and dust free.
- Glaze or UV/LED topcoats or sealants are allowed for Gel extensions ONLY.
- Acrylic nails must be buffed and polished by hand for a high gloss. Shammies are allowed.
- E-files **ARE ALLOWED**. A **face Mask & glasses / safety glasses** must be always worn whilst using your E-File. **10 Points will be deducted if master's do not adhere to this rule!**
- All Files and buffers must be new and unused.
- The model's right hand will not be marked and looked at by the judges.

- Please take note of the shape required for each finger. **NO EXCEPTIONS WILL BE MADE OF THE INCORRECT SHAPE IS ON THE INCORRECT FINGER**

PINKY FINGERNAIL – Extreme STILETTO Shape


- Shaped accurately to an Extreme Stiletto Shape
- The Pink nail body (Zone 2&3) - Measuring from the center of the cuticle to the lowest point of the smile must measure **exactly** 2cm (judges will be using a measuring tool)
- The French White Extension (Zone 1)- Measure a total of 3cm from the side at the highest point of the smile, along the side of the extension to the end of the extension edge. (Judges will be using a measuring tool)
- Smile should be the shape of a deep almond to suit the extension shape.
- Top Upper Arch- 1/3rd of the way will drop gradually down to the end of the extension edge. A soft spine in the center of the nail needs to be distinct but well balanced.
- Side Walls – must run straight out from the nail and in line with the finger.
- A 40% C curve must be felt closer to the finger, under the extension, and gradually disappears at the end of the extension edge at the sharp Stiletto point, in front.
- Nail Thickness no more than 1mm on the sides and the front.
- Apex will be 1/3 towards the back of the total extension.



RING FINGERNAIL – Extreme RUSSIAN ALMOND Shape

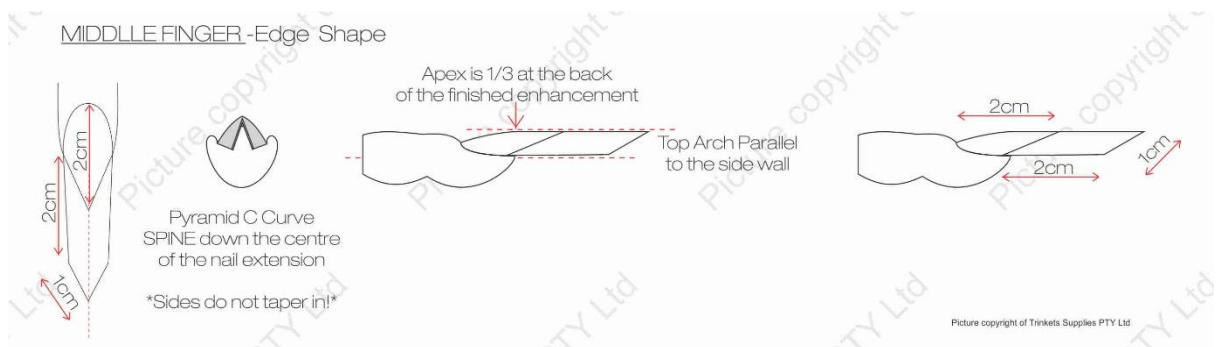
- Shaped accurately to an Extreme Russian Almond Shape
- The Pink nail body (Zone 2&3) - Measuring from the center of the cuticle to the lowest point of the smile must measure **exactly** 2cm (judges will be using a measuring tool)
- The French White Extension (Zone 1)- Measure 2cm from the highest point of the smile, along the side of the extension, then angle up, 1cm to the point at the end of the extension edge. (Judges will be using a measuring tool)
- Smile should be the shape of an almond to suit the extension shape.
- Top Upper Arch- must run straight and parallel to the side walls. A soft spine in the center of the nail starting at the center of the apex needs to be distinct but well balanced.
- Apex will be 1/3rd towards the back. The extension will protrude straight out and parallel to the side walls.

- Side Walls – must run straight out from the nail and in line with the finger.
- A 40% C curve must be felt closer to the finger, under the extension, and gradually tightening to an upside-down u shape towards the front of the finished extension edge.
- Nail Thickness no more than 1mm on the sides and the front.



MIDDLE FINGERNAIL – Extreme EDGE Shape

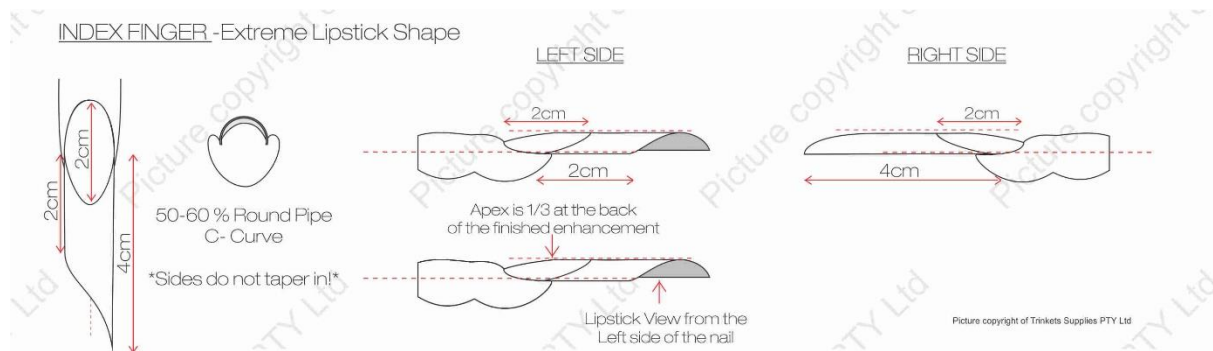
- Shaped accurately to an Extreme Edge Shape
- The Pink nail body (Zone 2&3) - From the center of the cuticle to the lowest point of the smile must measure exactly 2cm (judges will be using a measuring tool)
- The French White Extension (Zone 1)- Measure 2cm from the highest point of the smile, along the side of the extension, then angle up, 1cm to the SHARP end of the extension edge. (Judges will be using a measuring tool)
- Smile should be the shape of a triangle to suit the extension shape.
- Top Upper Arch- must run straight and parallel to the side walls. A VERY SHARP AND VERY DISTINCT spine runs down the center from the apex to the end of the extension edge.
- Apex will be 1/3rd towards the back. The extension will protrude straight out and parallel to the side walls.
- Side Walls – must run straight out from the nail and in line with the finger.
- A 40% C curve must be felt closer to the finger then shaped like a pyramid shaped at the end. The Side walls DO NOT taper in.
- Nail Thickness no more than 1mm on the sides and the front.



INDEX FINGERNAILS – LIPSTICK Shape

- Shaped accurately to an Extreme Lipstick Shape

- The Pink nail body (Zone 2&3) - From the center of the cuticle to the lowest point of the smile must measure exactly 2cm (judges will be using a measuring tool)
- (Zone 1) The French White Extension **ON THE LEFT SIDE** MUST Measure 2cm from the highest point of the smile down along the side of the extension. Then the curvature for the lipstick shape will start to curve round and meet the RIGHT SIDE. (Judges will be using a measuring tool)
- (Zone 1) The French White Extension **ON THE RIGHT SIDE** MUST Measure 4cm from the highest point of the smile down along the side to the end of the extension edge. (Judges will be using a measuring tool)
- From the LEFT side of the finger, the view will show the curvature of the lipstick shape. DO NOT MIX UP THE LONG SIDE AND THE SHORT SIDE OF THE EXTENSION.
- The Smile should be balanced and deep to suit the extension shape. (like a Pipe Nail)
- Top Upper Arch- must run straight and parallel to the side walls. There is no spine on this nail. It must look and feel like a long PIPE nail.
- Apex will be 1/3rd towards the back. The extension will protrude straight out and parallel to the side walls.
- Side Walls – must run straight out from the nail and in line with the finger.
- A 50-60% C Curve should be achieved, and the lipstick curvature should continue the shape of the c-curve. The side walls do not taper in.
- Nail Thickness no more than 1mm on the sides and the front.

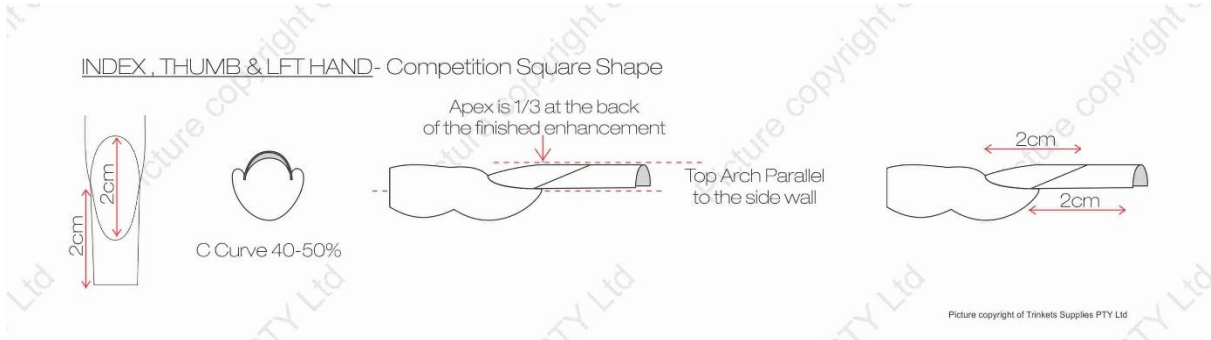


INDEX & THUMB FINGERNAILS – COMPETITION SQUARE Shape

- Shaped to a sharp Competition square.
- The Pink nail body (Zone 2&3) - From the center of the cuticle to the lowest point of the smile must measure exactly 2cm (judges will be using a measuring tool)
- The French White Extension (Zone 1)- Measure 2cm from the highest point of the smile, along the side of the end of the dead square extension. (Judges will be using a measuring tool) The Shape is Square, no rounded corners.
- Smile should be balanced, slightly deep to suit the extension shape.
- Top Upper Arch- must run straight and parallel to the side walls.
- Side Walls – must run straight out from the nail and in line with the finger.
- A 50% C Curve should be achieved. The side walls do not taper in.



- Nail Thickness no more than 1mm on the sides and the front.
- Apex will be 1/3 towards the back of the total extension.



Contestants will be judged on the following criteria:

- 1- Wow factor / Overall Impression
- 2- Accuracy of EACH Nail Length
- 3- Accuracy of EACH Nail Shape (elegant and not bulky)
- 4- Thickness- NO MORE 1.MM
- 5- DEPTH OF SMILE & Suitable to shape
- 6- Accuracy of TOP VIEW - Suitable to Shape
- 7- SIDE VIEW PARRALLEL - straight with finger
- 8- Accuracy of EACH Nail APEX
- 9- Cuticle work- Product NEATNESS
- 10- Accuracy of EACH Nail C Curve
- 11- Product Control MARBEL & AIR BUBBLES
- 12- SHINE & Scratches
- 13- Even Polishing / Bumpy surface

Judges are looking for technically accurate, well-constructed, thin, balanced, and flawlessly finished to a super high gloss / shine.

PRIZES

Professional Beauty along with our Sponsors will be awarding 1st, 2nd, and 3rd Winners in each category.

- 1st Place winner- Will receive, a Crystal Trophy, Sponsored Prize, a certificate & recognition of achievement in the Professional Beauty & NailFile Magazine
- 2nd Place winner- Will receive, a Sponsored Prize, a certificate & recognition of achievement in the Professional Beauty & NailFile Magazine
- 3rd Place winner- Will receive, a certificate & recognition of achievement in the Professional Beauty & NailFile Magazine

CRITERIA RULES & REGULATIONS - GEL POLISH CREATION – THEME: (“Groovy baby”/ Retro)

2024 - All information within this document has been compiled for the Professional Beauty 2023 Nail Competitions. This information remains the property of the writers and may not be copied or duplicated in any way whatsoever without prior written consent of the

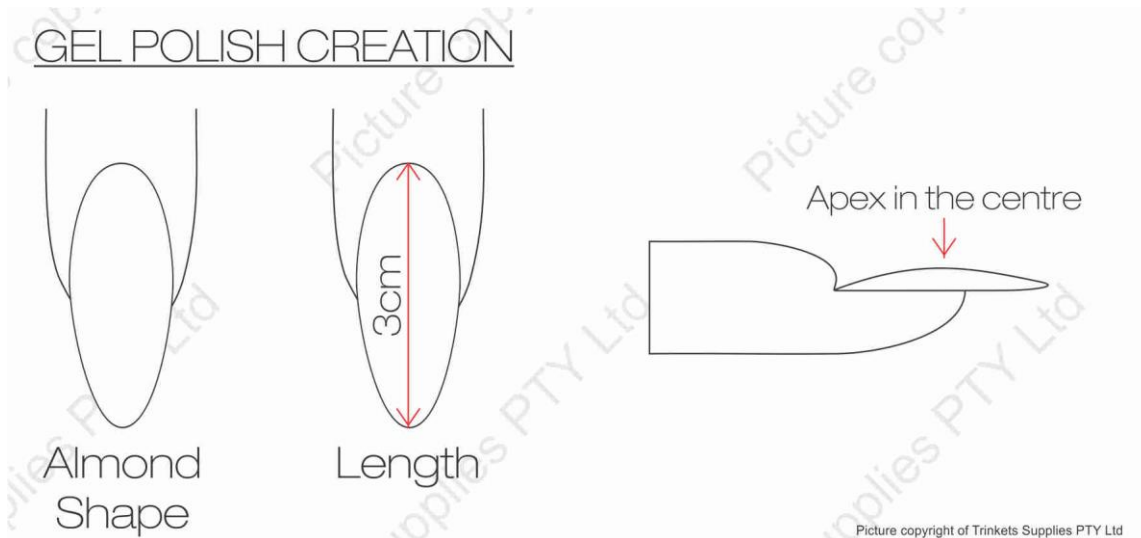


ALL GENERAL RULES AND REGULATIONS & PRE-JUDGING RULES APPLY to this category.

Contestant will have 1½hrs to apply a gel polish colour and create a design in gel polish colours on a client's 10 nails, according to the set theme. It is the responsibility of the contestant to understand the rules and regulations for this category.

AFTERNOON SESSION	REG	BRIEF	START	FINISH	JUDGE
Gel Polish Creation PANTONE '23 VIVA MAGENTA	11:30	12:15	12:30	2:00	2:00
AWARDS	4:30 PM				

- All 10 nails must be decorated on a live model using UV/LED cured coloured gel products only. Only the following are allowed; gel polish, colour gel paints, cream gel colours and gel liners.
- No embellishments, chromes, mirrors, acrylic or water-based paints, inks or glitter may be used.
- No 3D techniques may be applied.
- The model must arrive at the competition with ONLY 9 nails pre-built in any systems and any method of extension preferred (Sculpted/ tips / soft gel tips).
- The **MODELS RIGHT INDEX** nail MUST BE BUILT during the competition time slot and match the other 9 in structure, system, and extension.
- All 10 Nails must be:
 - **3cm** in length (judges will be measuring from the center of the cuticle to the center of the extension edge. A measuring tool will be used)
 - Shaped into a salon almond.
 - The structure must be built in a natural, clear or cover pink colour ONLY. Any French design or colour elements must be done on the competition floor in the allocated time slot. If colour is applied beforehand, the contestant will be disqualified.
 - Finished Nail Thickness no more than 1,5mm on the sides and the front.
 - Cuticles must be free from product, neat and smooth.
 - Apex must be gentle and in the center.
 - Front and visible side edges must be polished/ capped.
 - NO COLOUR or product debris underneath the enhancement
- All 10 nails must have a design and each design must be different. All 10 nails must have shown flow, continuity, and consistency. The theme must reflect through.
- A variation of colours may be used. Understanding colour theory is key.
- Cuticle oil is allowed as long as the hands are washed before judging, Cuticles and hands must be oil and dust free.
- Glaze or UV/LED topcoats or sealants are allowed. Nails must shine and be completely smooth.
- The shape of the finished nails must be well executed.
- No E-files may be used.
- All Files and buffers must be new and unused.



Contestants will be judged on the following criteria:

- 1- Wow Factor
- 2- Accuracy of Nail Length
- 3- Accuracy of Nail Shape (elegant and not bulky)
- 4- Built up INDEX NAIL Matches 9 Nails
- 5- APEX = CENTRE (NOT THICK/ NOT Flat)
- 6- Nail Thickness- no thicker than 1.5mm & polished edges.
- 7- Cuticle work – Neat & Colour Application
- 8- Gel Polish Application (Smooth & Consistent)
- 9- Finished surface. Smooth and Shiny. NO BUMPS
- 10- Design Element - All fingers painted and different on each finger.
- 11- Design Element - Original and creative.
- 12- Design Element - Technical Skill & Detailing
- 13- Design Element - Colour Theory – Execution of theme.

PRIZES

Professional Beauty along with our Sponsors will be awarding 1st, 2nd, and 3rd Winners in each category.

- 1st Place winner- Will receive, a Crystal Trophy, Sponsored Prize, a certificate & recognition of achievement in the Professional Beauty & NailFile Magazine
- 2nd Place winner- Will receive, a Sponsored Prize, a certificate & recognition of achievement in the Professional Beauty & NailFile Magazine
- 3rd Place winner- Will receive, a certificate & recognition of achievement in the Professional Beauty & NailFile Magazine

CRITERIA RULES & REGULATIONS – TIP OVERLAY – ADVANCED (Acrylic & Gel)

ALL GENERAL RULES AND REGULATIONS & PRE-JUDGING RULES APPLY to this category.

2024 - All information within this document has been compiled for the Professional Beauty 2023 Nail Competitions. This information remains the property of the writers and may not be copied or duplicated in any way whatsoever without prior written consent of the



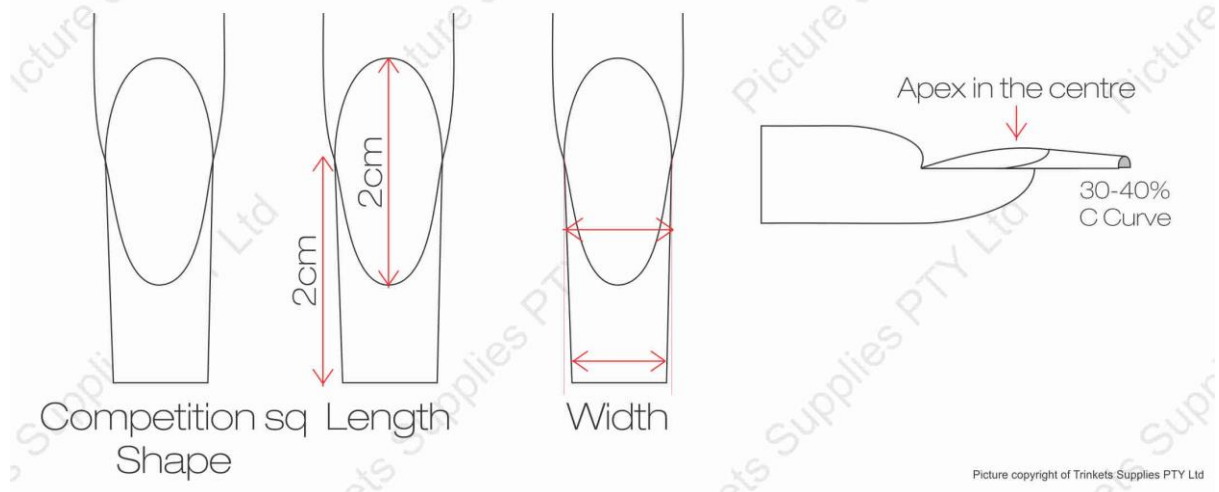
The contestant will have 2hrs to build a set of Competition Square French Nails in a choice of Acrylic (liquid & powder) OR Gel (traditional gel), NOT BOTH, over a tip extension. It is the responsibility of the contestant to understand the rules and regulations for this category.

AFTERNOON SESSION	REG	BRIEFING	START	FINISH	JUDGE
Tip Overlay – ADVANCED (Acrylic & Gel)	11:30	12:15	12:30	2:30	2:30
AWARDS	4:30 PM				

- The **MODELS LEFT HAND MUST BE FRENCH** – built with product. No free hand painted French lines. The French must be built up with either: Acrylic (liquid & Powder) OR Gel (Building Gels)
- The **MODELS RIGHT HAND MUST BE POLISHED IN A RED** traditional cream red nail polish. No base coat and tops or quick dry's may be used. The colour will be provided by one of our sponsors.
- Models must arrive with their natural nail plate untouched and unprepared. Preparation may only be done **during the time slot**. No pre-prep will be allowed. Contestant will be disqualified if nails are prepared beforehand.
- Only natural or clear tips may be used. **NO WHITE TIPS**
- All 10 Nails must be:
 - Shaped to a sharp competition square.
 - The Pink nail body (Zone 2&3) - Measuring from the center of the cuticle to the lowest point of the smile must measure exactly 2cm (judges will be using a measuring tool)
 - The French White Extension (Zone 1)- Measuring from the highest corner of the smile, on **the side** of the nail, down to the end of the extension edge, must be exactly 2cm (judges will be using a measuring tool)
 - Side Walls – Top View- must run perfectly straight and no wider than the body of the natural nail. The shape must not taper in more than 1mm on each side at the front (Judges will be using a tool to measure)
 - Side Walls – Side view - must run straight out from the nail and in line with the finger.
 - Finished Extension needs to have 40% C Curve. Choose your tips wisely.
 - Nail Thickness no more than 1mm on the sides and the front.
 - Cuticles must be free from product, neat and smooth.
 - Apex must be gentle and in the center.
 - Front and visible side edges must be polished/ capped.
 - **NO COLOUR** or product debris underneath the enhancement
- Shape and Depth of smile will be considered. It must contribute to the overall balance to the extension of the nail enhancement.
- No glaze / UV cured sealants or topcoats for acrylic. Judges will be checking. Any contestants using glaze / UV cured sealants or topcoats over Acrylic will be disqualified.
- Cuticle oil is allowed as long as, the model's hands are washed before judging, Cuticles and hands must be oil and dust free.

- Glaze or UV/LED topcoats or sealants are allowed for Gel extensions ONLY!
- Acrylic nails must be buffed and polished by hand for a high gloss. Shammies are allowed.
- No E-files may be used.
- All Files and buffers must be new and unused.

TIP OVERLAY EXTENSION - ADVANCED (Acrylic & Gel)



Contestants will be judged on the following criteria:

- 1- WOW Factor
- 2- Accuracy of Nail Length
- 3- Accuracy of Nail Shape (elegant and not bulky)
- 4- Accuracy of Nail Thickness- no thicker than 1mm & polished edges
- 5- Depth of smile – Balanced and Elegant
- 6- Top VIEW- STRAIGHT SIDE WALLS
- 7- Side VIEW- STRAIGHT SIDE WALLS
- 8- APEX = CENTRE (NOT THICK/ NOT Flat)
- 9- Cuticle work- Product NEATNESS / POLISH
- 10- C Curve Depth 40% - Clean and no debris
- 11- Product Control MARBEL / AIR BUBBLES - Neat POLISHING
- 12- SHINE & Scratches
- 13- Even Polishing / Bumpy surface

PRIZES

Professional Beauty along with our Sponsors will be awarding 1st, 2nd, and 3rd Winners in each category.

- 1st Place winner- Will receive, a Crystal Trophy, Sponsored Prize, a certificate & recognition of achievement in the Professional Beauty & NailFile Magazine
- 2nd Place winner- Will receive, a Sponsored Prize, a certificate & recognition of achievement in the Professional Beauty & NailFile Magazine
- 3rd Place winner- Will receive, a certificate & recognition of achievement in the



Professional Beauty & NailFile Magazine

Judges are looking for a well-constructed, thin, balanced, and flawless finish with a super high gloss shine.